


***Zoom in on...***  
***analysis from the 2005 National Survey of  
the Work and Health of Nurses***

Lori Kirby, Senior Analyst, CIHI  
Ryanna Brown, Analyst, CIHI

December 2007

# Nursing Databases at CIHI



**Registered Nurses Database,  
1980-2007**

**Licensed Practical Nurses  
Database, 2002-2007**

**Registered Psychiatric Nurses  
Database, 2002-2007**

Data Elements include:

- Supply and Demographics
- Employment
- Education



# Background Information

- Partnership project between CIHI, Statistics Canada and Health Canada (started in 2004)
- 30-minute telephone survey completed in the Fall 2005 by Statistics Canada
- Data collection: October 2005 - January 2006



# Five themes covered by the Survey:

<b>Canada's Nurses</b>	<b>Employment Information</b>	<b>Nursing Care</b>	<b>Work Environment</b>	<b>Physical and Mental Health</b>
Supply and Demographics	Current Job	Perception of quality of care	Job Satisfaction	Absences from Work
Education	Hours of Work	Role Overload	Respect and Support	Chronic Conditions
Work History	Employer Support Programs	Work Equipment	Work Stress	Work Limitations

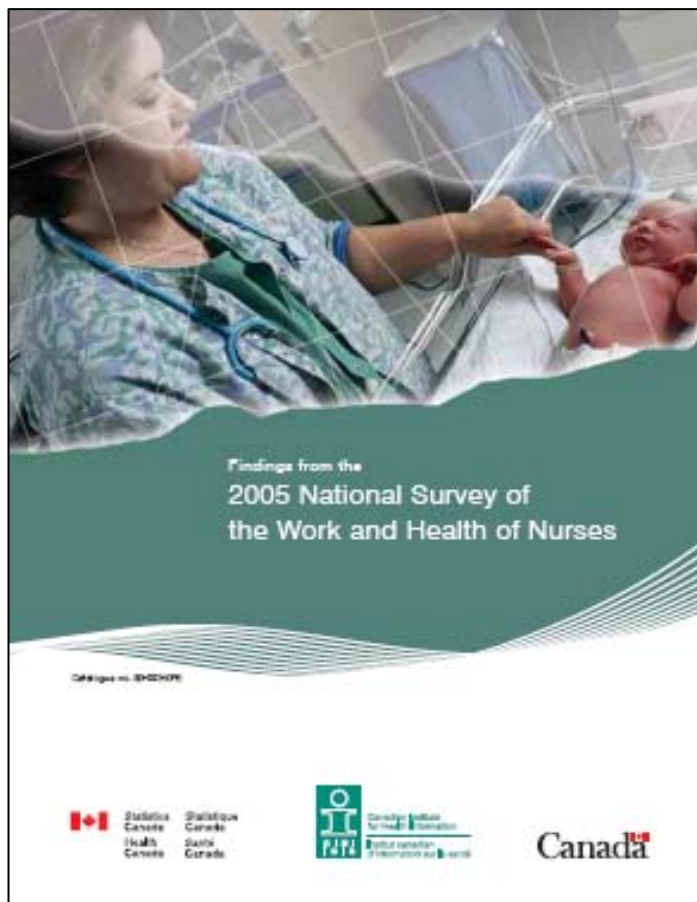


# Background cont'd...

- Results:
  - **80%** response rate
  - **18,676** nurses responded
- Results:
  - 315,000 nurses (95% women)
  - 80% RN, 20% LPN and 2% RPN
  - Average Age = 44.3
  - Place of work (Hospital, LTC, Community, Other)
  - Provinces and Territories



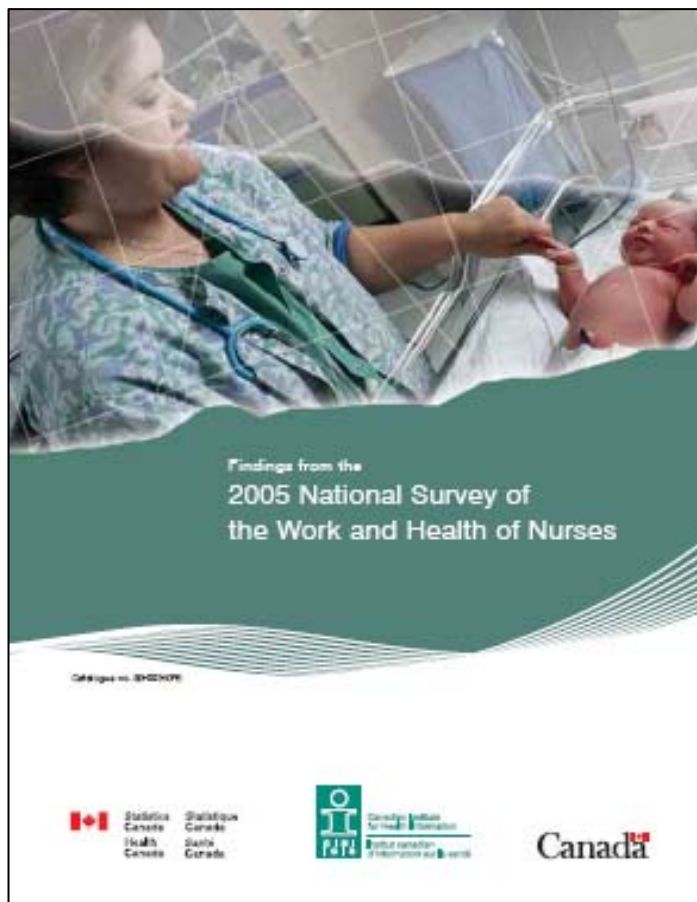
# *Findings from the 2005 National Survey of the Work and Health of Nurses:*



***Download the report from [www.cihi.ca](http://www.cihi.ca)***



# *Findings from the 2005 National Survey of the Work and Health of Nurses:*




***Download the report from [www.cihi.ca](http://www.cihi.ca)***



# Nurstoons

by Carl Elbing

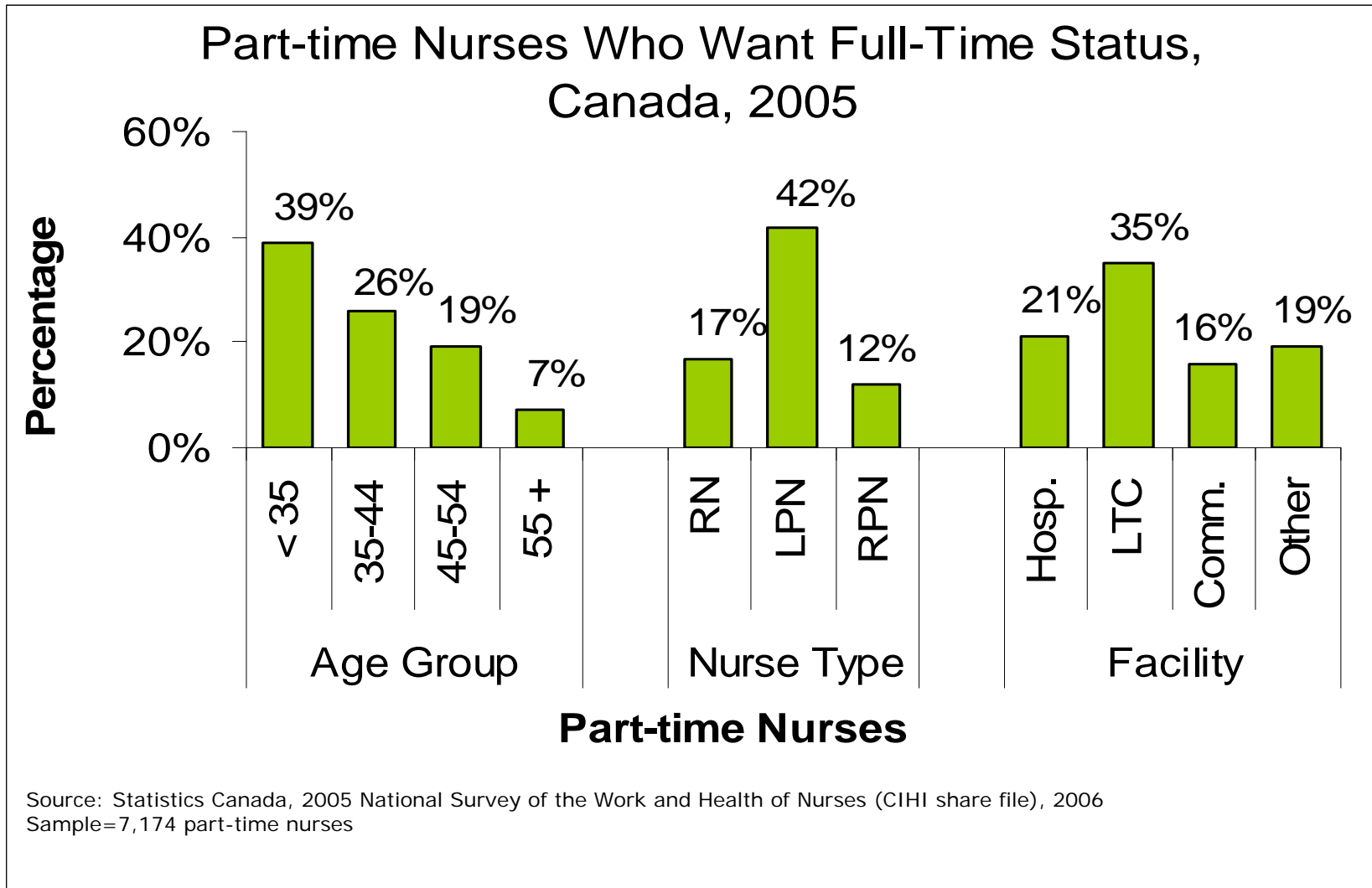


[www.nurstoon.com](http://www.nurstoon.com)

ELBING 2002



# Part-time nurses, full-time ambitions ...what do we know?



# The work and health of nurses...

## how do nurses' perceptions vary across Canada?

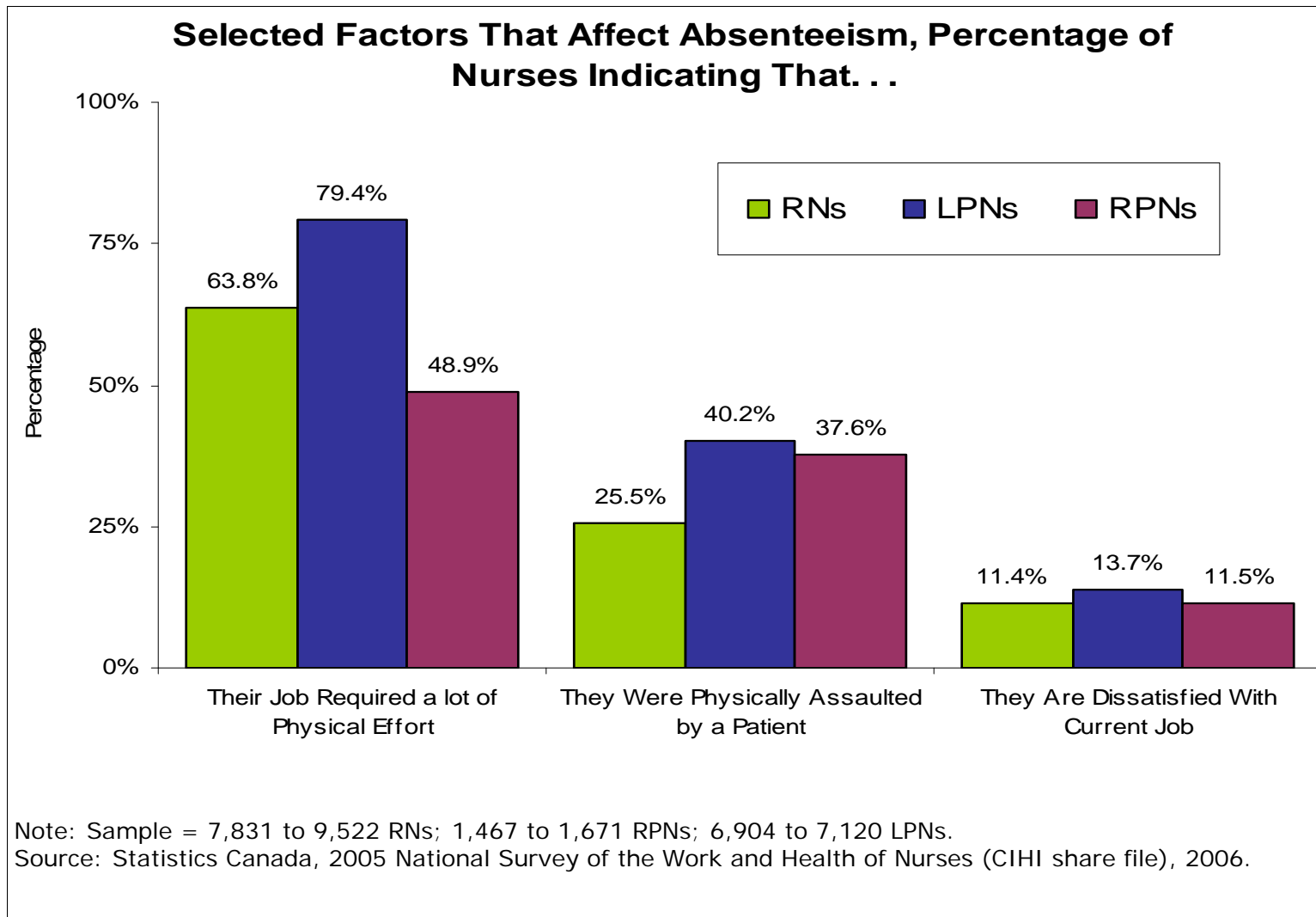


Detailed profiles available on our website: [www.cihi.ca/nswhn](http://www.cihi.ca/nswhn).

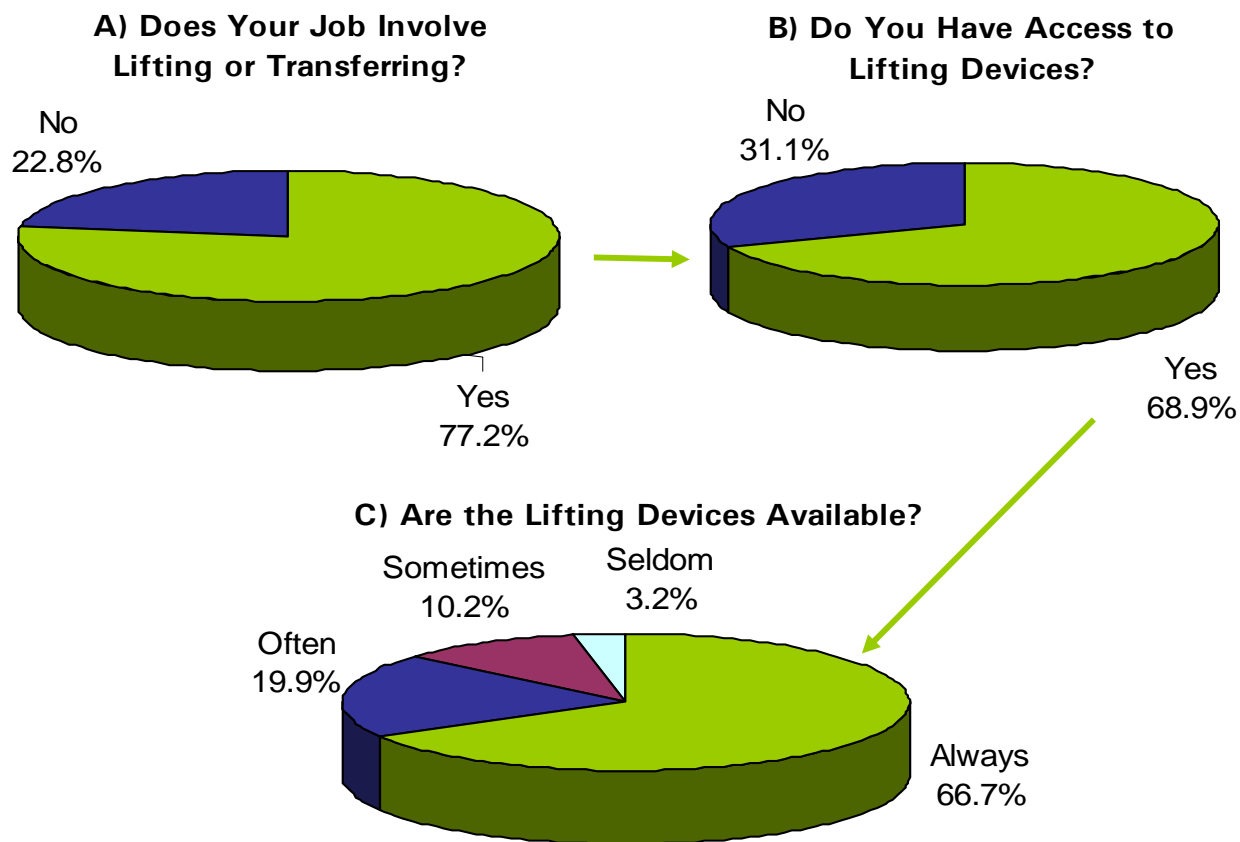
- RNs in N.S. and Sask. in nursing workforce longer. (over 20 years)
- Territories and B.C. most likely to hold more than one nursing job. (around 25%)
- LPNs most likely to report physical assault by a patient (range: 32.4% in Alta. to 50.8% in B.C.)
- LPNs in N.L. highest proportion indicating jobs were physically demanding. (93%)
- Que. reported highest number of days absent. (RN:21 days, LPN:24 days)



# Absenteeism of nurses - what do we know... how do they compare?



# A lift for patients...a relief for nurses



**Notes:**

Sample: A=16,267; B=12,281; C=9, 086 regulated nurses providing direct care.

Source: Statistics Canada, 2005 National Survey of the Work and Health of Nurses (CIHI share file), 2006.



# Future analysis



- For more information on these analysis, please visit our website: [www.cihi.ca/nswhn](http://www.cihi.ca/nswhn).
- You can also subscribe to receive future alerts regarding new electronic publications related to the NSWHN by sending an email to: [subscribe\\_nursing@cihi.ca](mailto:subscribe_nursing@cihi.ca)
- Future Zoom in on... analysis will cover topics such as absenteeism, job satisfaction, male nurses, and 'aboriginal' nurses.



# Thank you!

## Nurstoons

by Carl Elbing



[www.nurstoons.com](http://www.nurstoons.com)

Ryanna Brown - [rbrown@cihi.ca](mailto:rbrown@cihi.ca)

Lori Kirby - [lkirby@cihi](mailto:lkirby@cihi)

[www.cihi.ca](http://www.cihi.ca)

